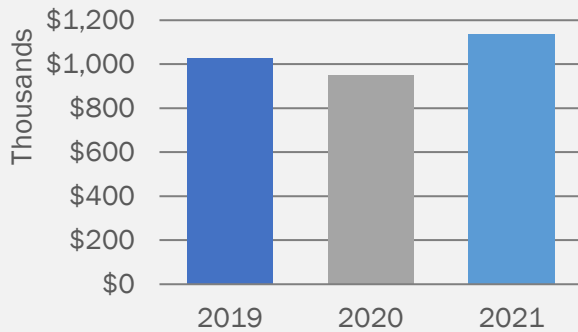


Chickasha By the Numbers

September 2021



Sales Tax Receipts – September



September Receipts (vs. August 2021)

\$1,069,210.87

(↑ 3.4%)

↑ 8.5% vs. Sept. 2020

31st in Oklahoma

(↑ 2)

Data from the [Oklahoma Tax Commission](#) and the [City of Chickasha](#). Updated Sept. 9. Numbers represent actual receipts from July 16-30 and estimated receipts from Aug. 1-15.

Building Permits Issued – August

3 Commercial

0 New - 3 Remodel

4 Residential

1 New - 3 Remodel

Data from [MyGov.US](#) as provided by the City of Chickasha. Updated Sept. 1.

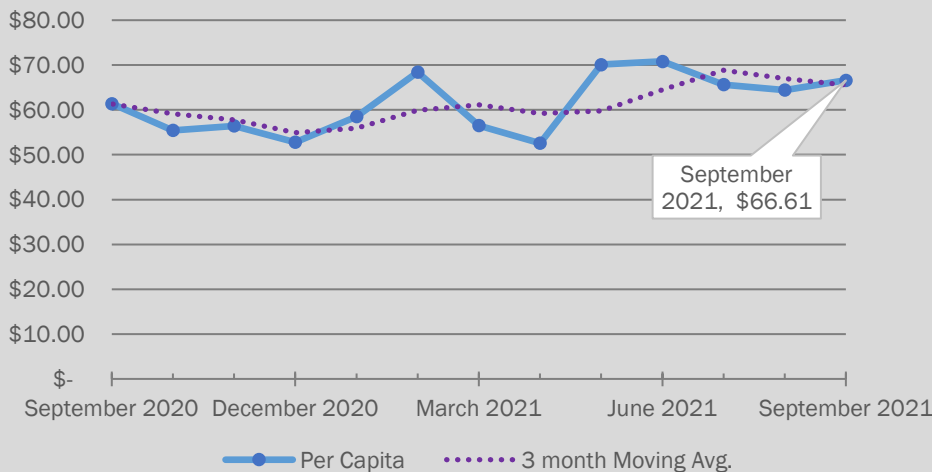
Unemployment – July

2.7% (↓ 0.6% vs. June)¹

State: 3.5% (↓ 0.2%)² - National: 5.4%²

Data from OESC (1) (2). Rates are preliminary and subject to revision. Updated Aug. 20 (2) and Sept. 1 (1).

Sales Tax Per Capita, July '20 – June '21

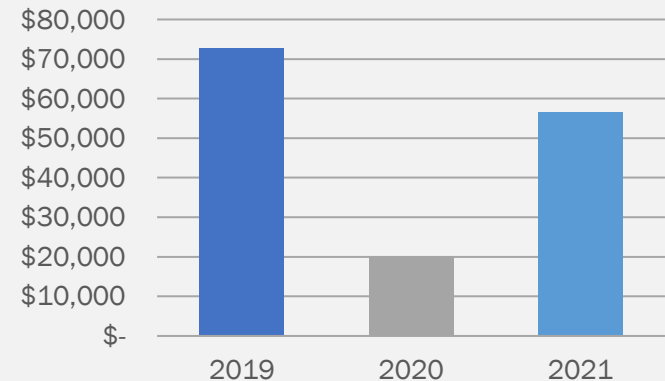


Sales tax data from the [City of Chickasha](#). Based on current population data by ESRI. Updated Sept. 9.

Hotel/Motel Tax – July

\$56,497.19

↓ 22.4% vs. June 2021 - ↓ 22.2% vs. July 2019



Data provided by the City of Chickasha.