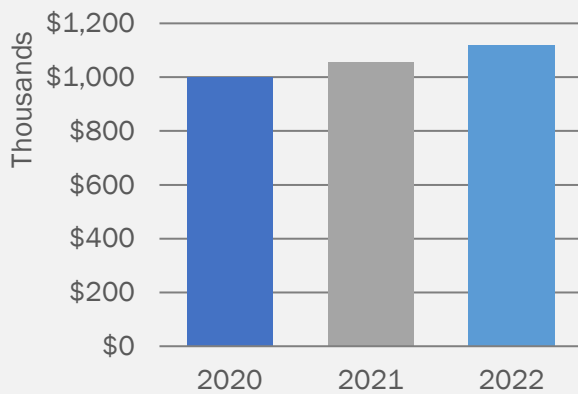


Chickasha By the Numbers

July 2022



July Receipts (vs. June 2022)

\$1,119,205.90

(↑ **1.9%**)

↑ **6.2%** vs. July 2021

31st in Oklahoma

(↓ **2**)

Data from the [Oklahoma Tax Commission](#) and the [City of Chickasha](#). Updated July 11.
Numbers represent actual receipts from May 16-31 and estimated receipts from Jun. 1-15.

Building Permits Issued – June

5 Commercial

0 New - 5 Remodel

8 Residential

4 New - 4 Remodel

Data from [MyGov.US](#) as provided by the City of Chickasha. Updated July 1.

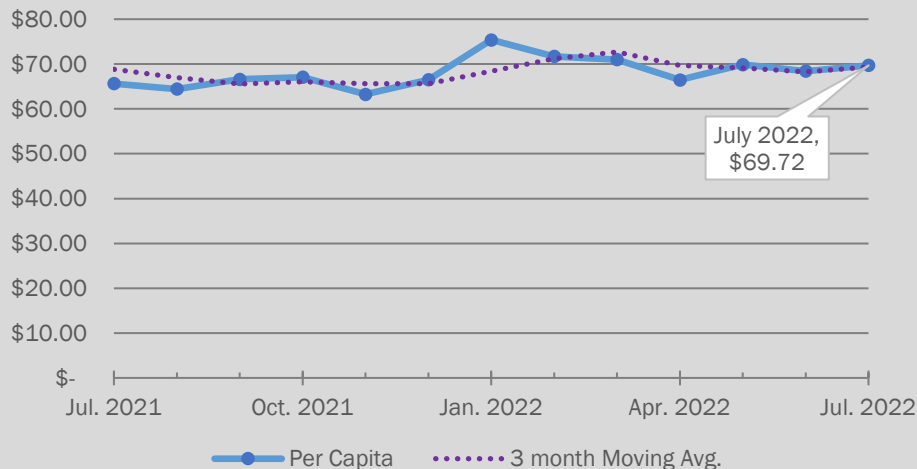
Unemployment – May

2.6% (↑ **0.1%** vs. April)¹

State: 2.8% (↑ 0.1%)² - National: 3.6%²

Rates are preliminary and subject to revision. (1) Data from [OESC](#). Rate shown reflects the Chickasha LLM. Updated June 29. (2) Data from [OESC](#). Updated June 17.

Sales Tax Per Capita, Last 12 Months

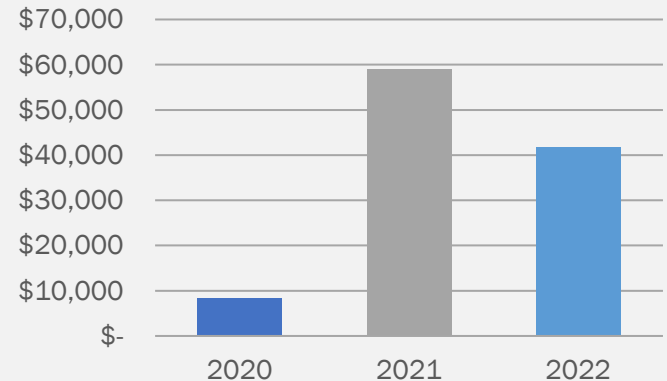


Sales tax data from the [City of Chickasha](#). Based on current population data by ESRI.
Updated July 11.

Hotel/Motel Tax – April

\$41,739.49

↓ **38.3%** vs. March - ↓ **29.2%** vs. Apr. 2021



Data provided by the City of Chickasha.