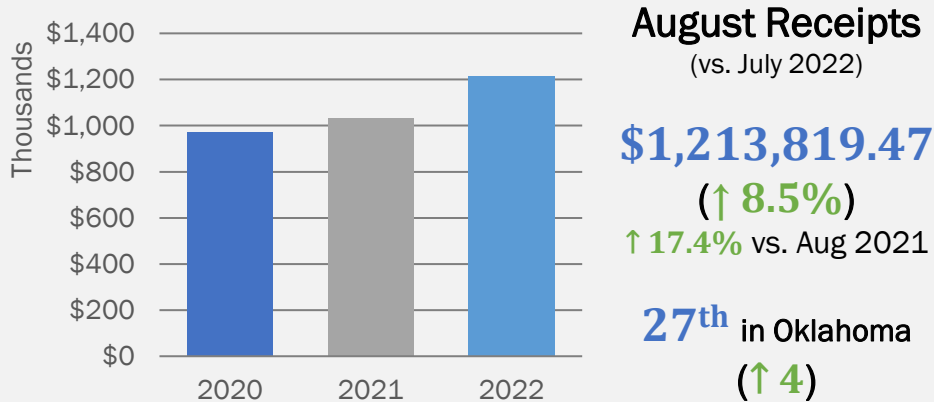


Chickasha By the Numbers

July 2022



Data from the [Oklahoma Tax Commission](#) and the [City of Chickasha](#). Updated Aug. 9. Numbers represent actual receipts from June 16-30 and estimated receipts from July 1-15.

Building Permits Issued – July

8 Commercial **38** Residential
2 New - 6 Remodel 31 New - 7 Remodel

Data from [MyGov.US](#) as provided by the City of Chickasha. Updated Aug. 1.

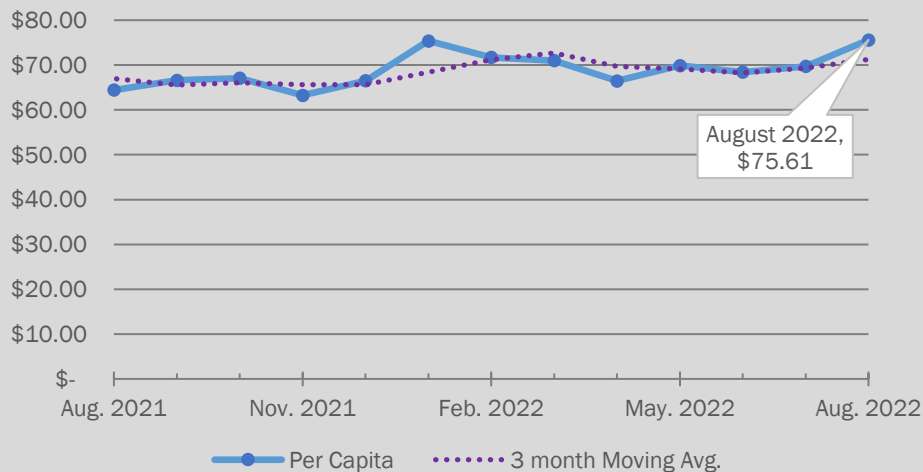
Unemployment – June

3.2% (↑ 0.6% vs. May)¹

State: 2.9% (↑ 0.1%)² - National: 3.6%²

Rates are preliminary and subject to revision. (1) Data from [QESC](#). Rate shown reflects the Chickasha LLM. Updated August 3. (2) Data from [QESC](#). Updated July 22.

Sales Tax Per Capita, Last 12 Months

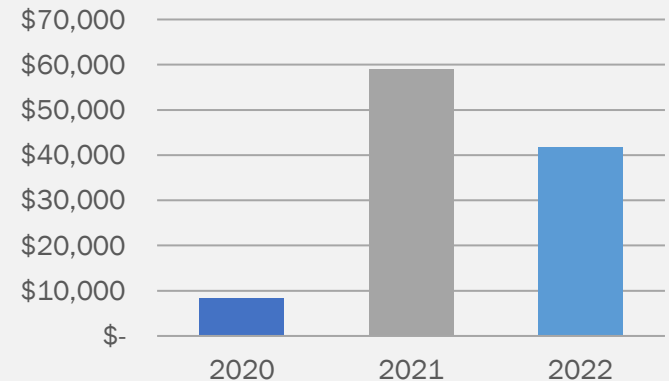


Sales tax data from the [City of Chickasha](#). Based on current population data by ESRI. Updated Aug. 9.

Hotel/Motel Tax – April

\$41,739.49

↓ 38.3% vs. March - ↓ 29.2% vs. Apr. 2021



Data provided by the City of Chickasha.