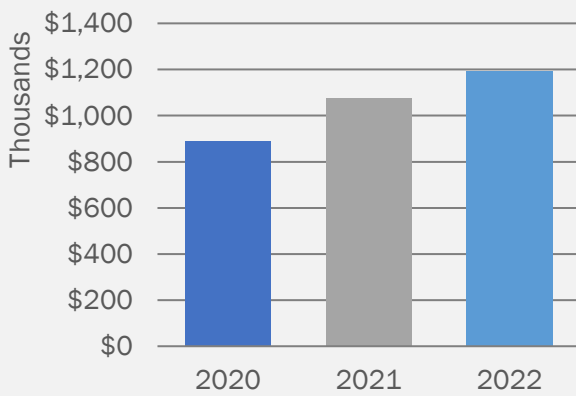


Chickasha By the Numbers

October 2022



October Receipts (vs. Sept. 2022)

\$1,191,985.50

(↑ 1.3%)

↑ 10.6% vs. Sept. 2021

28th in Oklahoma
(± 0)

Data from the [Oklahoma Tax Commission](#) and the [City of Chickasha](#). Updated Oct. 8.
Numbers represent actual receipts from Aug. 16-31 and estimated receipts from Sept. 1-15.

Building Permits Issued – September

4 Commercial **13** Residential

0 New - 4 Remodel

5 New - 8 Remodel

Data from [MyGov.US](#) as provided by the City of Chickasha. Updated Oct. 5.

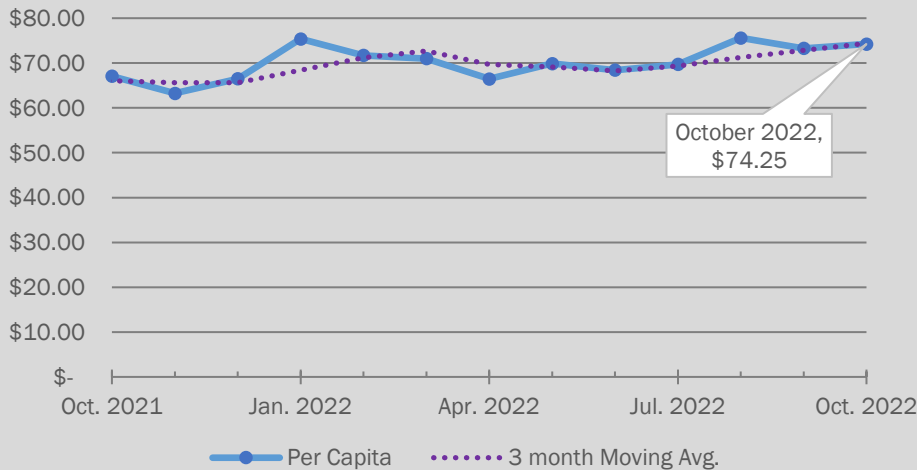
Unemployment – August

3.1% (↑ 0.2% vs. July)¹

State: 3.1% (↑ 0.2%)² - National: 3.7%²

Rates are preliminary and subject to revision. (1) Data from [OESC](#). Rate shown reflects the Chickasha LLM. Updated Sept. 28. (2) Data from [OESC](#). Updated Sept. 16.

Sales Tax Per Capita, Last 12 Months

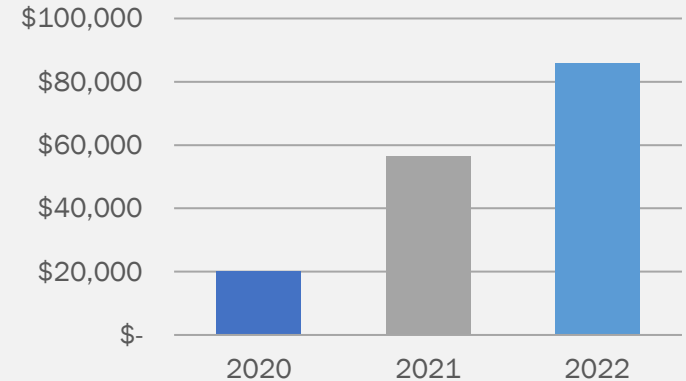


Sales tax data from the [City of Chickasha](#). Based on current population data by ESRI.
Updated Oct. 8.

Hotel/Motel Tax – July

\$85,856.55

↑ 29.9% vs. March - ↑ 52.0% vs. Apr. 2021



Data provided by the City of Chickasha.